





Reading Letters with the Vowel: Fat-hah

How to Read This Exercise: First say the name of the letter, then the name of the harakah (tashkeel), then the sound it makes.

Example:  say: "Hamzah fat-hah 'a"  say: "Haa fat-hah ha"

- The letters in the **Turquoise boxes** are *mufakhkhamah* (pronounced heavy, with tafkheem.)
- The letters are arranged according to their *Makhaarij* (articulation points), starting from the deepest part of the throat () and moving up through the mouth to the lips ()

